

# Service Learning Orientation

Caroline Meyer






By the end of today's orientation,  
you should be able to:

**1. Understand  
the basics of  
service learning**

**2. Fulfill service  
learning  
program's  
requirements**

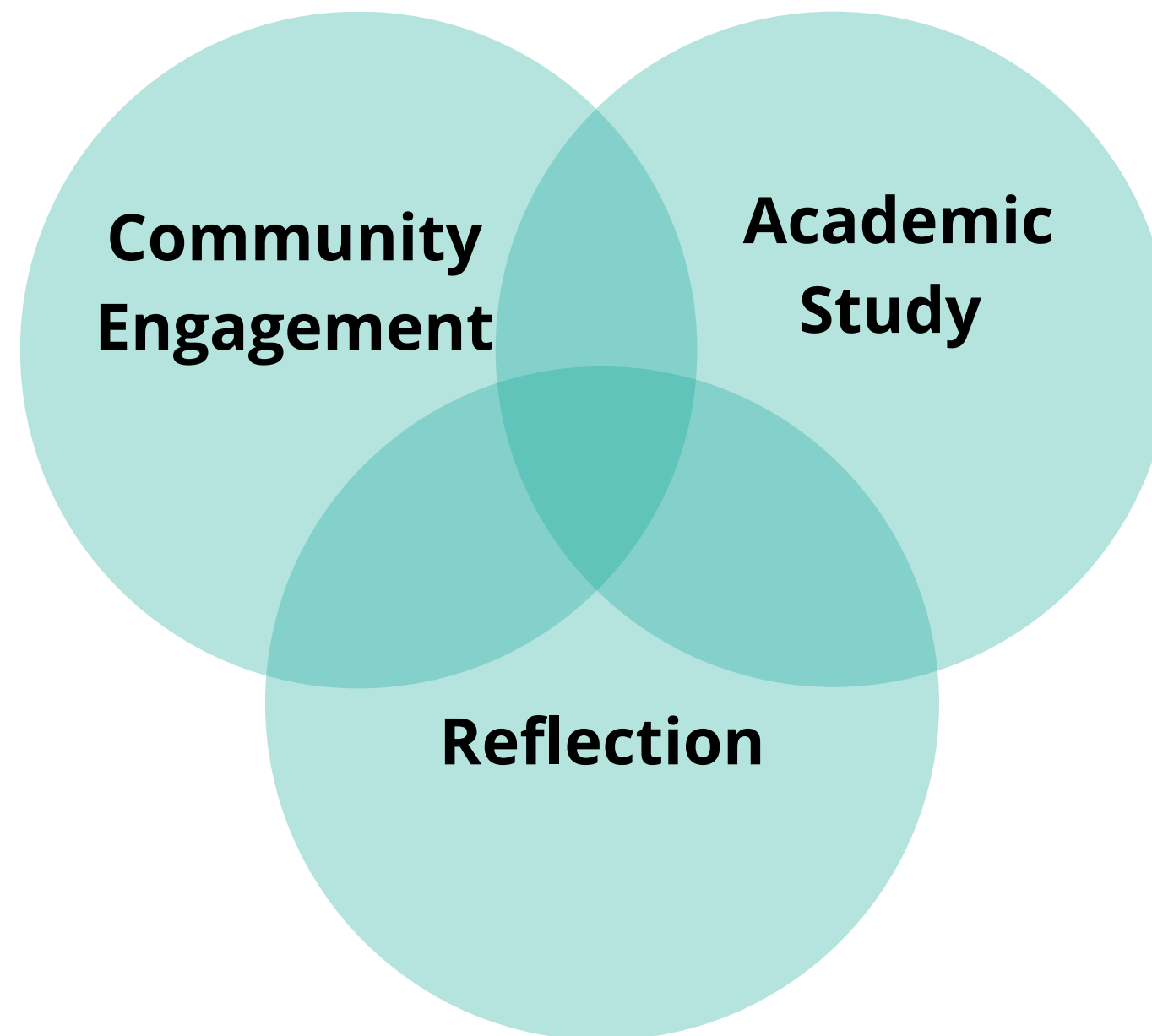
**3. Communicate  
appropriately  
and effectively  
with community  
partners**

**4. Begin the  
service learning  
process**




# What is Service Learning?

"Service Learning is a teaching and learning strategy that integrates meaningful community service with valuable instruction and reflection."







# Examples



Accounting student helping a nonprofit with fundraising efforts



Art student designs materials for a nonprofit

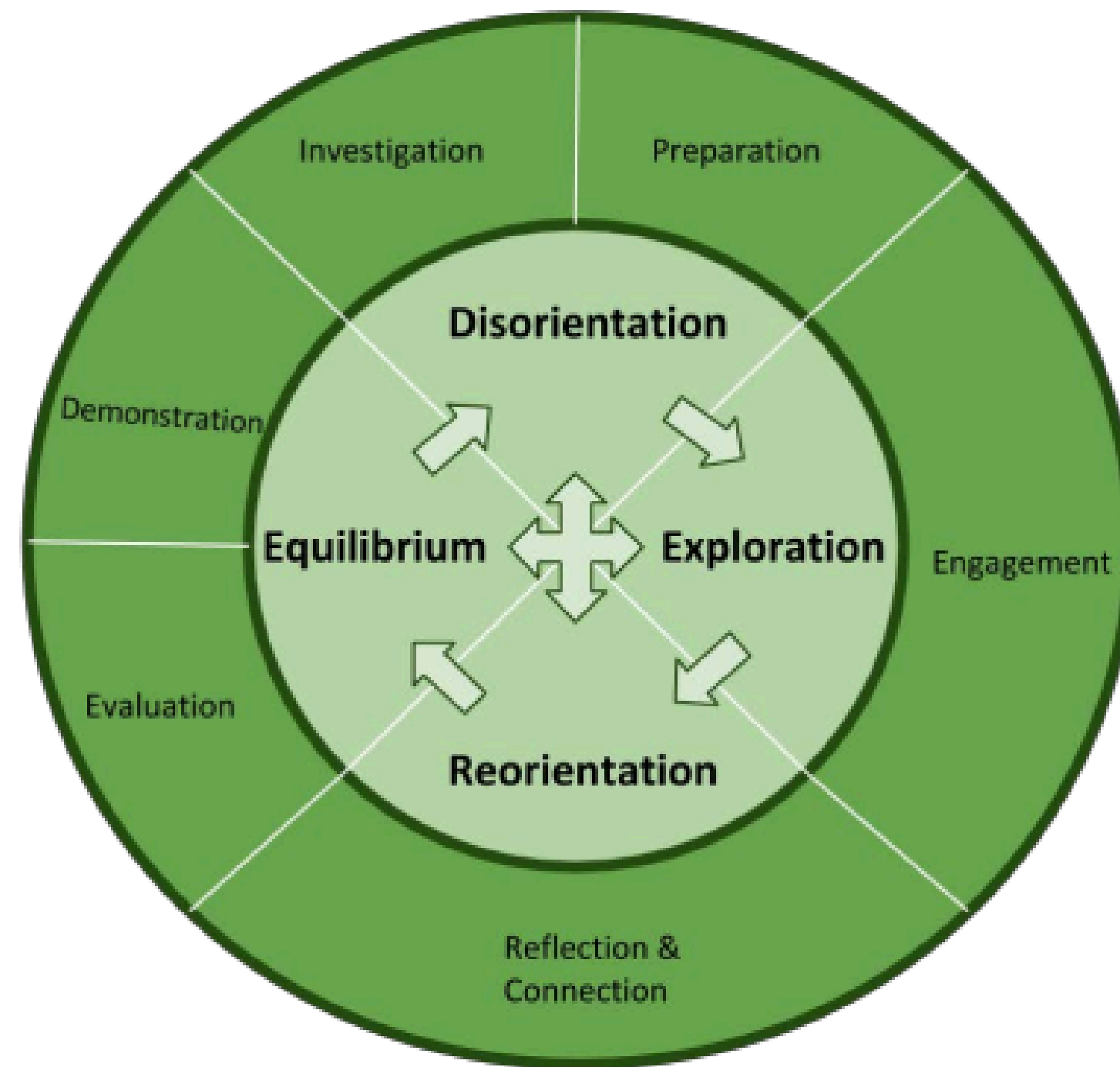


A class on Appalachian culture goes to Appalachia over spring break



An education class tutors children

# iPERCED Model






# Why Participate in Service Learning ?

The service learning experience offers:

**1. Teaches civic responsibility**



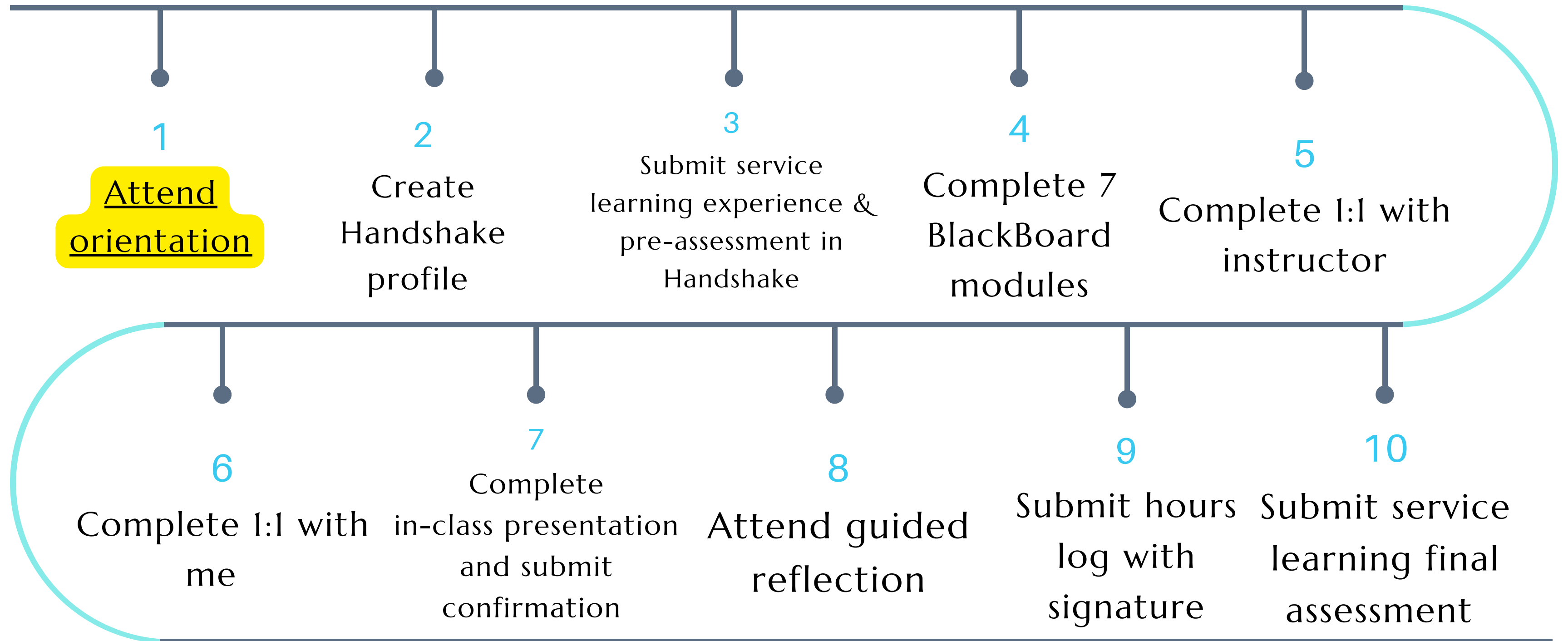
**2. Irreplaceable enrichment to the course curriculum**



**3. Strengthens community ties**



# Program Requirements





# Communicating with Partners





- **Don't show up unannounced**
  - **Give one week notice**
- **Be prompt with correspondence**
- **Be mindful of behavior**
- **Use your MSJ email**
- **Be sure to read their page in partner booklet**
- **Be specific about your availability**
- **Expect an orientation and certain requirements before you can start volunteering**





# Professional Standards

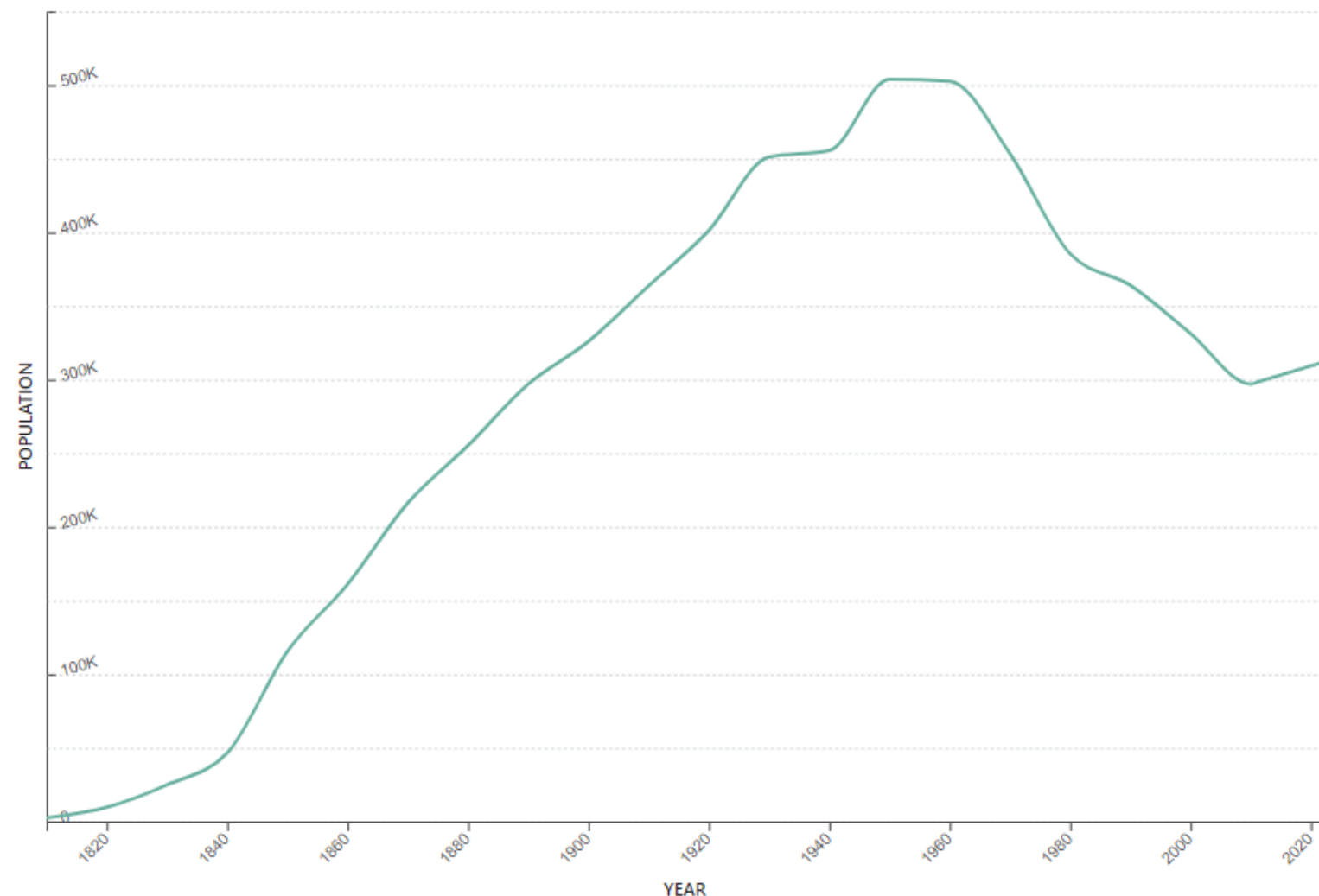
- **Sit down with supervisor**
    - **Set goals**
  - **Be on time**
    - **If you're late/absent, let them know**
  - **Keep phone use to minimum**
  - **Talk about work flow**
  - **If you're confused, ask for help**
  - **Avoid complaining when asked to do task you do not enjoy**
  - **Use judgment regarding attire**
  - **Keep Service Learning and Engagement Coordinator informed if there are ever any major issues**
- 



# Cincinnati: In Context

Cincinnati, Ohio Population 2022

311,791




## Race and Hispanic Origin:

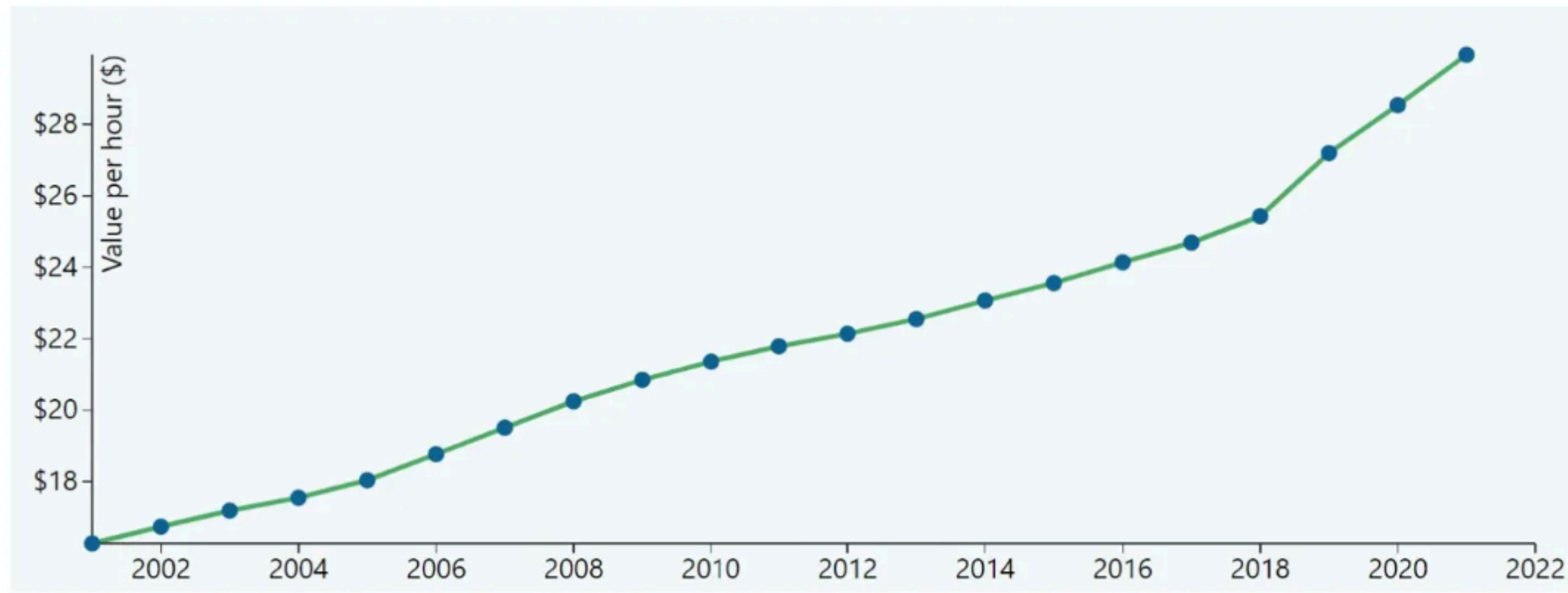
- White: 50.3%
- Black or African American: 41.4%
- Asian: 2.2%
- Hispanic or Latino: 4.2%
- Two or more Races: 4.6%

## Persons in Poverty:

- 24.3%



# Historic Value of a Volunteer Hour: 2002-2021



***Currently estimated at: \$29.95***

	1 ADULT		
	0 Children	1 Child	2 Children
Living Wage	\$15.28	\$31.61	\$40.80
Poverty Wage	\$6.19	\$8.38	\$10.56
Minimum Wage	\$9.30	\$9.30	\$9.30

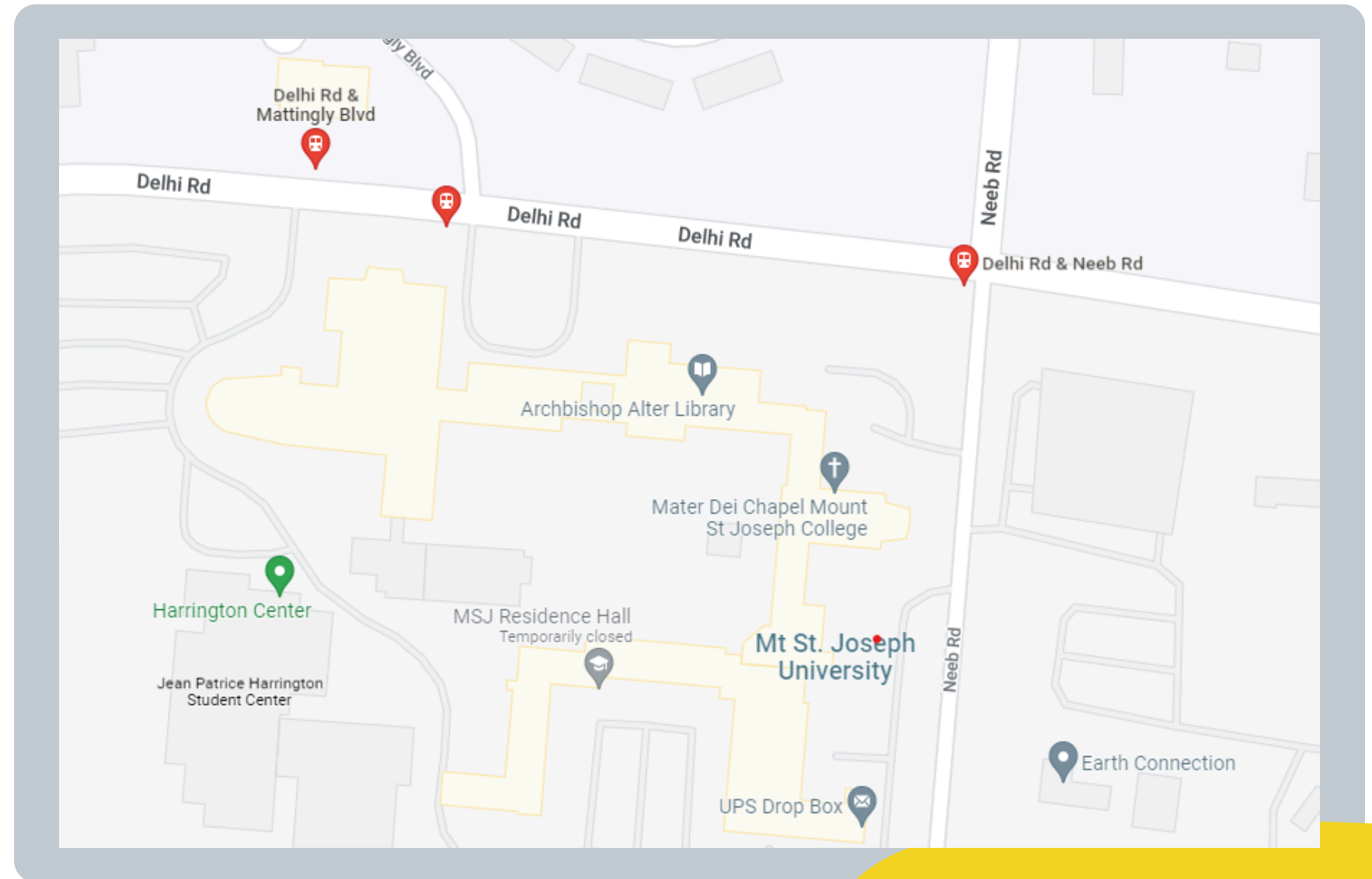
# Public Transportation:

## Where to buy Metro Tickets:

- Metro Sales office
- Ticket vending machines
- Transit App



**As you board the bus,** use the reader device to scan your app code, swipe or drop your fare in the farebox, or swipe your single-ride pass, day-pass, monthly pass or stored-value pass.



<https://www.go-metro.com/index.php>



# Next Steps



## **1. Identify and contact 2-3 community partners**


--Please refer to the community partner booklet located in BlackBoard

--Keep in mind the community service must be directly related to course content

## **2. Register this experience in Handshake**

Please create a Handshake profile if you do not have one

## **3. Complete pre-assessment survey**



# Thank You!

Do you have any questions for me before we go?

[caroline.meyer@msj.edu](mailto:caroline.meyer@msj.edu)

