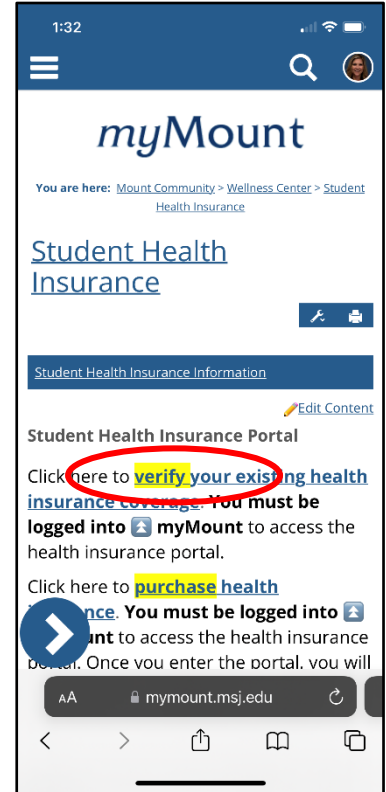
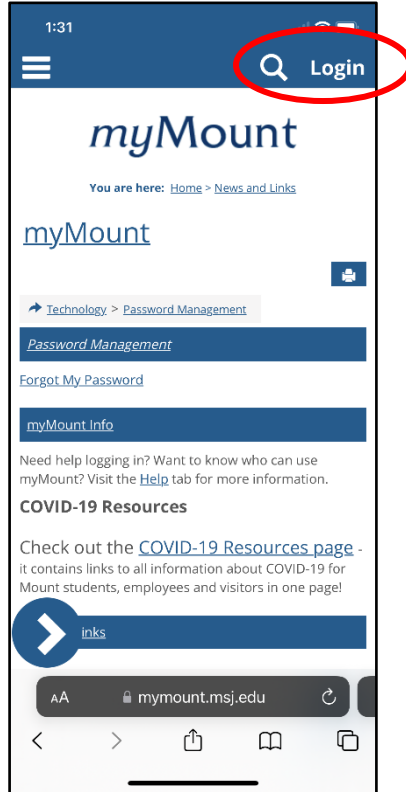
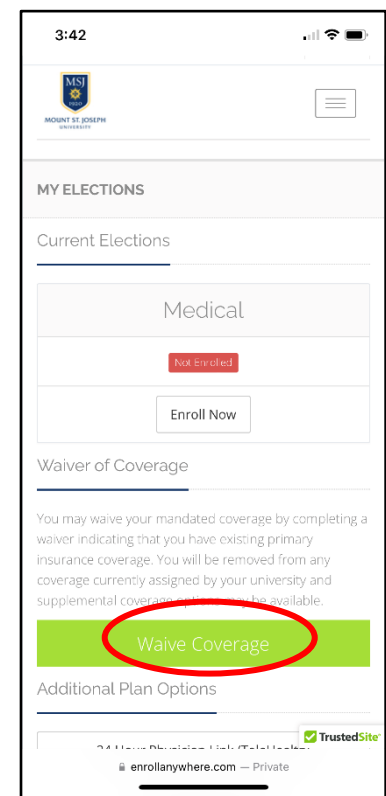
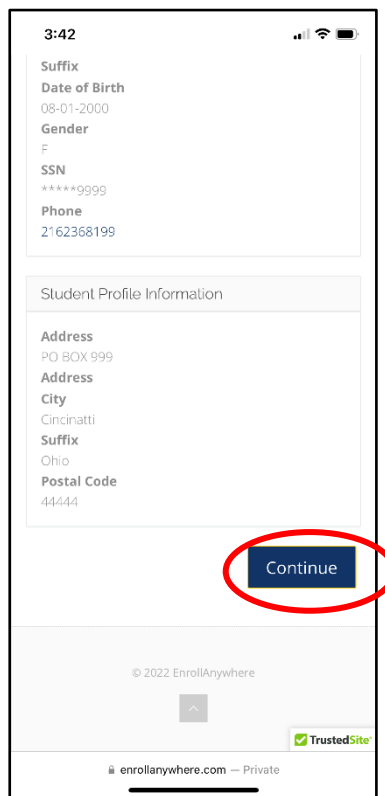


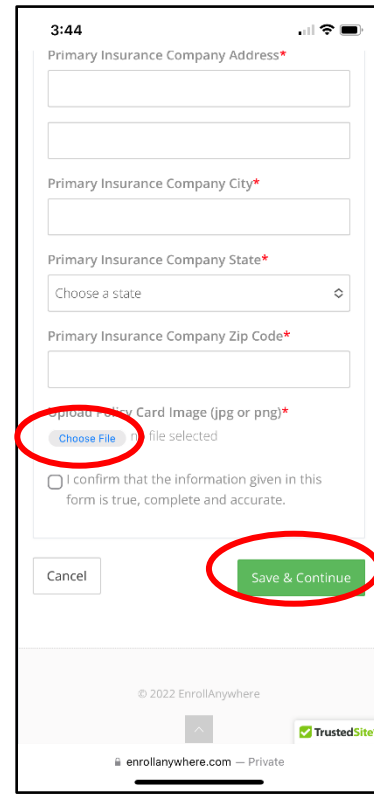
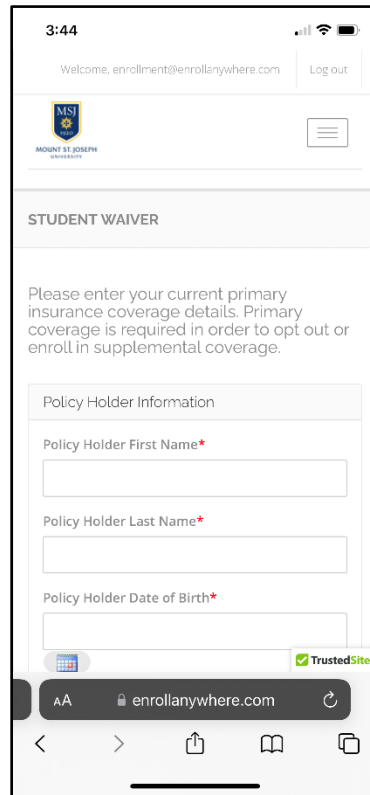
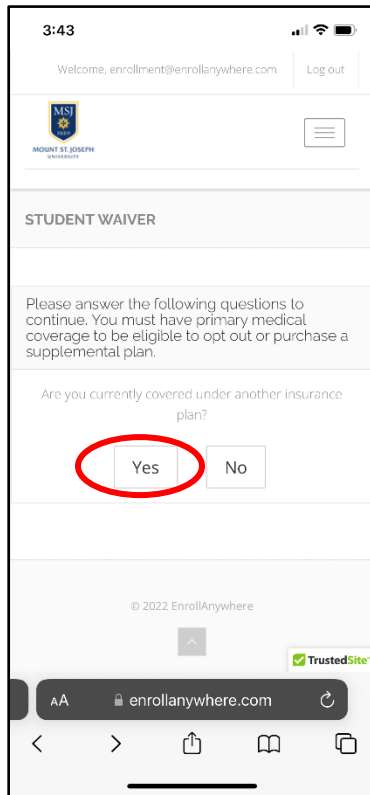
Step-By-Step Instructions for
Health Insurance Verification and/or Purchase:
Required for Student Athletes and Residents
DUE: August 10th, 2022*

1. Visit the MyMount Student Health Insurance Page: **YOU MUST LOG INTO MYMOUNT** then click “verify or purchase”



2. Once in the Enroll Anywhere Portal, verify your information and then click “Continue”.
3. On the My Elections page, select “Enroll Now” or “Waive Coverage”.





3. If you have health insurance coverage, select “yes” and move to the next screen.
4. Complete all of the fields with your health insurance policy information. If information is not on your insurance card (e.g. no phone number), please enter all zeros in that field.
5. Upload a picture of the front of your insurance card and hit “Save & Continue” to submit your verification

Please Note:

***Required students who fail to complete the online verification by the deadline (August 10th, 2022), will be auto-enrolled in a short-term (non-ACA compliant) health plan which will be charged to their student account.**

For additional help with the verification process, please contact us via email: Wellness.Center@msj.edu

For assistance on choosing and purchasing a health insurance plan, please contact Aileen Connors at Campus Unity Benefits: ailleenc@campusunitybenefits.com