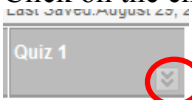


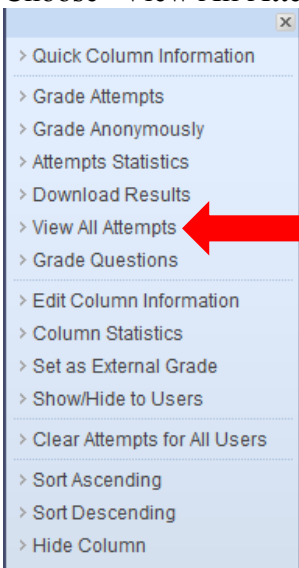
How to review student responses to quiz questions

To review individual student submissions:



1. Enter the “Full Grade Center” in the Control Panel (blue box)
2. Click on the chevron to the right of the quiz column name in the Grade Center



3. Choose “View All Attempts” from the drop-down menu



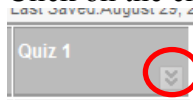
4. In the new window that appears click on the chevron next to the grade of the student whose submission you want to review.

<u>Last Name</u>		<u>First Name</u>	<u>Username</u>	<u>Grade</u>	<u>Attempt Number</u>
Grincewicz		Amy	zzgrincewicz	10 	1

5. Click “View Attempt” from the drop-down menu
6. The window that appears will have the student’s quiz submission

To review the quiz submissions for the entire class:

1. Enter the “Full Grade Center” in the Control Panel (blue box)
2. Click on the chevron to the right of the quiz column name in the Grade Center



3. Choose “Attempt Statistics” from the drop-down menu, this will display the percentage of students who selected each answer choice.

